



Growing Together in Christ

REFLECTIONS ON THE NORTH
NSW CONFERENCE FROM THE
2025 AUC ATTENDANCE SURVEY

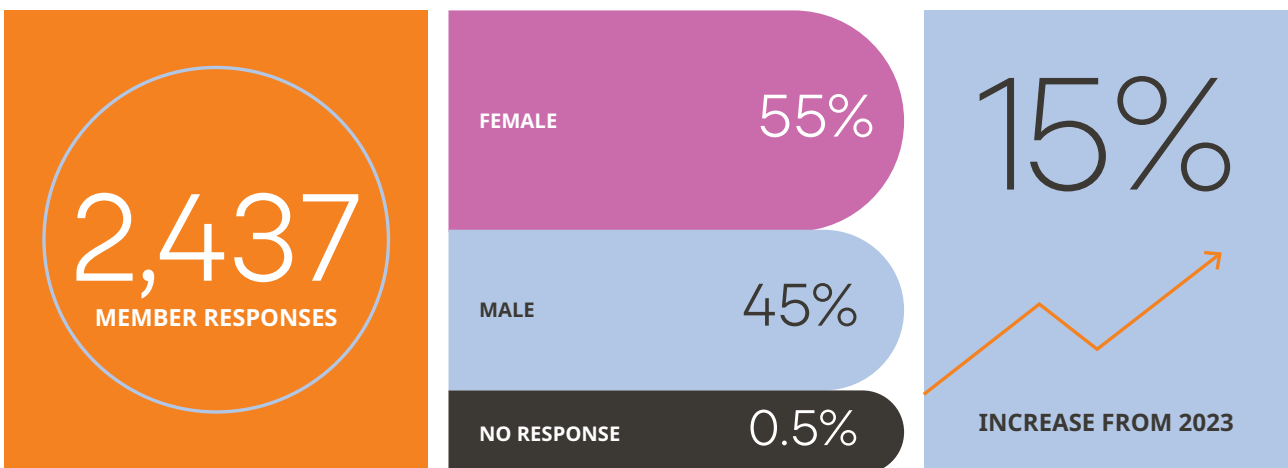
Seventh-day
Adventist Church™
North New South Wales



01 Member Response

On behalf of the North New South Wales Conference leadership, I want to express heartfelt appreciation to every church that participated in the 2025 Australian Union Conference (AUC) Attendance Survey.

This year 2,437 members responded—a 15% increase from 2023. Among the respondents, approximately 55% were female, 45% were male, and 0.5% chose not to indicate their gender.



Australian Union Conference (AUC) Attendance Survey Respondents (AGE GROUP 15-85+)

	2023	%	2025	%	Percentage Increase
Female	1095	51.9%	1315	54.0%	+20.1%
Male	1002	47.1%	1081	44.4%	+7.9%
NR	12	0.6%	41	1.7%	+241.7%
TOTAL	2109		2437		+15.6%



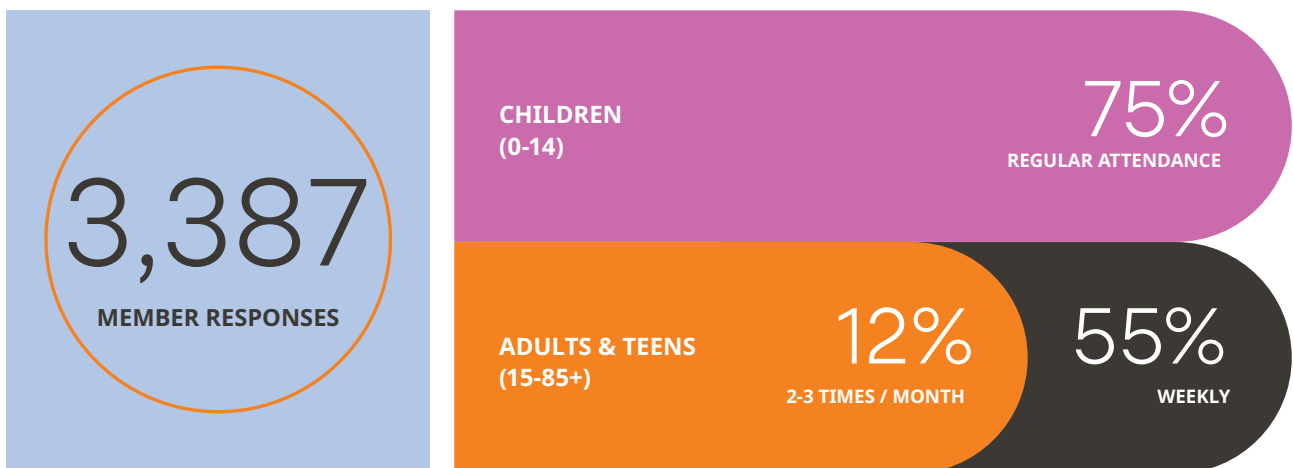
02 Sabbath School Attendance

Sabbath School attendance was recorded across all age groups, from children aged 0 to 85 and above.

This year's results show a total of 3,387 responses, revealing both encouraging trends and opportunities for growth. This data is drawn from information provided by parents and caregivers about Sabbath School attendance for themselves and for children aged 0-14.

Among children aged 0-14, 75% attend Sabbath School regularly—a strong indication that parents see the importance of nurturing the next generation in the love and knowledge of Jesus.

For adults and teens aged 15-85+, 55% attend weekly, while 12% attend two to three times per month. Although attendance has fluctuated slightly since 2008, the overall picture reflects commitment and steady engagement. It also serves as a timely reminder for us all to consider how we can ensure that Sabbath School remains a cornerstone of spiritual growth and discipleship within our churches.



2025 Sabbath School Attendance (AGE GROUP 0-14)

Frequency	0-4	5-9	10-14	NR	TOTAL	%
Regularly	154	256	316	31	757	75%
Sometimes	26	55	76	15	172	17%
Never	16	8	20	3	47	5%
NR	9	7	3	16	35	3%
TOTAL	205	326	415	65	1011	100.0%

2025 Sabbath School Attendance (AGE GROUP 15-85+)

Frequency	15-24	25-34	35-44	45-54	55-64	65-74	75-84	85+	NR	TOTAL	%
Weekly	144	105	186	196	156	247	217	57	9	1317	55%
2-3/month	48	37	48	59	45	33	14	1	1	286	12%
Monthly	8	9	5	11	13	2	4	1	1	54	2%
Occasionally	44	29	39	54	48	46	13	2	1	276	12%
Never	24	19	23	27	23	24	22	12	3	177	7%
NR	9	6	15	34	36	55	70	25	16	266	11%
Total	277	205	316	381	321	407	340	98	31	2376	99%

Yearly Total Sabbath School Attendance Trend (All Ages)

Frequency	2008	2009	2011	2013	2015	2017	2019	2021	2023	2025
NR	74	73	109	124	734	2754	698	555	254	297
Never	362	245	332	344	183	231	367	227	187	224
Occasionally	434	316	403	450	232	236	384	317	210	276
Sometimes	83	164	167	203	94	125	244	157	108	172
Regularly	792	1098	1215	1139	445	486	882	869	577	757
Monthly	107	82	73	74	52	31	76	39	33	54
2-3/month	340	349	409	423	197	230	388	303	230	286
Weekly	2303	2595	2796	2787	1467	1242	2043	1765	1302	1317
Total	4495	4922	5504	5544	3404	5335	5082	4232	2901	3383



Yearly Total Sabbath School Attendance Trend (All Ages) Percentages

Frequency	2008	2009	2011	2013	2015	2017	2019	2021	2023	2025
NR	2%	1%	2%	2%	22%	52%	14%	13%	9%	9%
Never	8%	5%	6%	6%	5%	4%	7%	5%	6%	7%
Occasionally	10%	6%	7%	8%	7%	4%	8%	7%	7%	8%
Sometimes	2%	3%	3%	4%	3%	2%	5%	4%	4%	5%
Regularly	18%	22%	22%	21%	13%	9%	17%	21%	20%	22%
Monthly	2%	2%	1%	1%	2%	1%	1%	1%	1%	2%
2-3/month	8%	7%	7%	8%	6%	4%	8%	7%	8%	8%
Weekly	51%	53%	51%	50%	43%	23%	40%	42%	45%	39%
Total	100%	100%	100%	100%	100%	100%	100%	100%	100%	100%

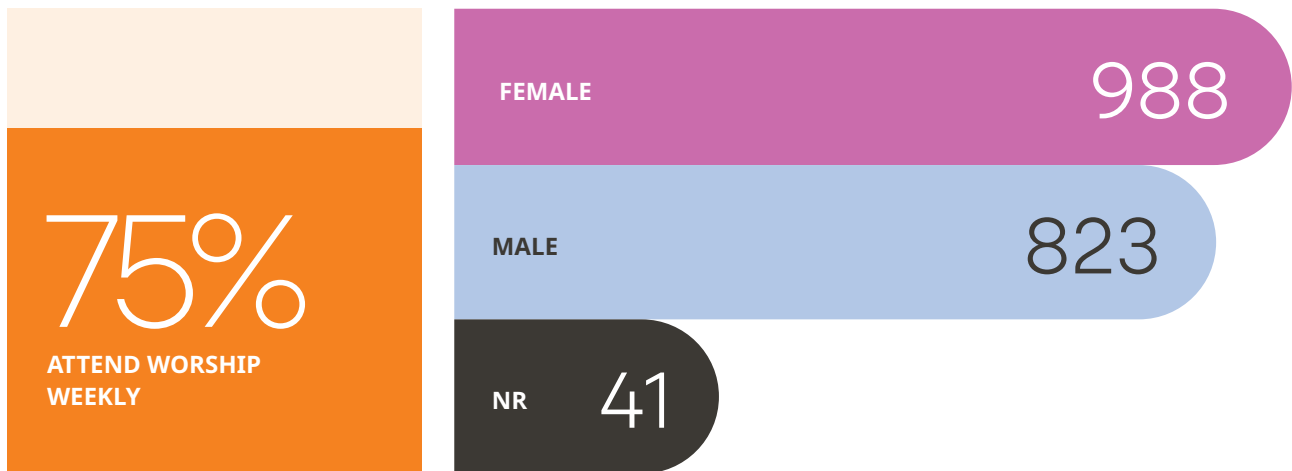


03 Gathering for worship

Hebrews 10:25 reminds us: “Let us not give up meeting together... but encourage one another.”

When it comes to worship services, nearly 75% of respondents attend weekly—a powerful reflection of our shared commitment to worship and fellowship.

In an age marked by isolation and distraction, gathering for worship remains a profound act of faith and community. Every time we come together, we strengthen one another and proclaim the hope of Christ’s soon return.



Worship Attendance by Gender (AGE GROUP 15-85+)

Frequency	Female	Male	NR	Total
NR	114	90	36	240
First Time	3	2	0	5
Occasionally	31	19	0	50
Monthly	21	13	0	34
2 to 3 /Month	158	134	0	292
Weekly	988	823	5	1816
Total	1315	1081	41	2437

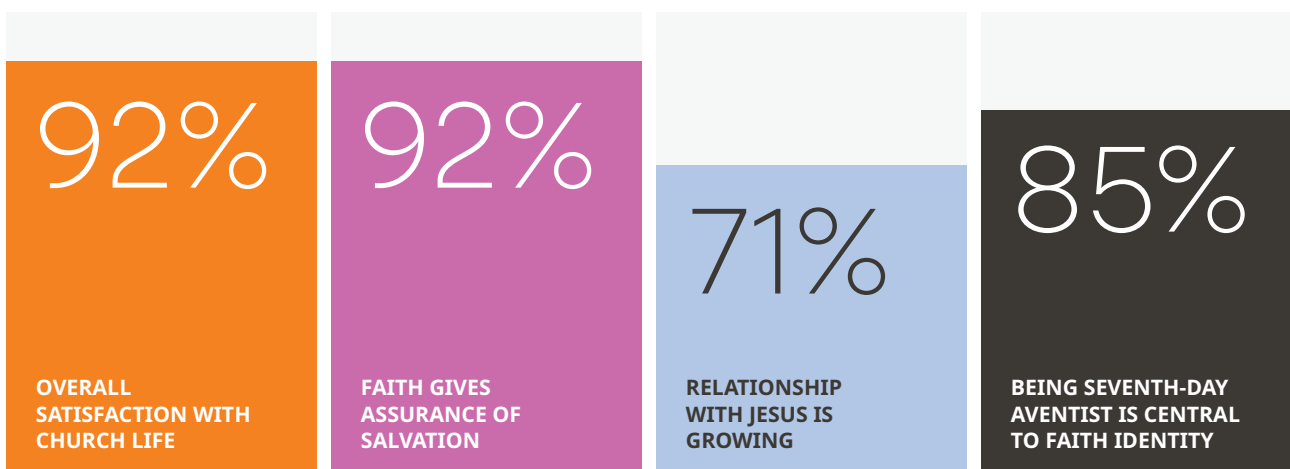


04 Spiritual Life and Assurance

The survey offers encouraging insights into the spiritual health of our members

- 92% of respondents expressed overall satisfaction with church life.
- 92% of respondents indicated that their faith in Jesus gives them the assurance of Salvation
- 71% feel their relationship with Jesus is “growing” or “growing strongly.”
- 85% agree or strongly agree that being a Seventh-day Adventist is central to their faith identity.

These numbers tell a story of gratitude, belonging, and continuing spiritual growth. Yet, they also remind us of the importance of ongoing discipleship and personal connection with Christ.



Overall Satisfaction with Church Life

Response		%
Ok positive	2250	92.3%
Negative V Neg	78	3.2%
NR	109	4.5%
Total	2437	100 %

Assurance of Salvation

Response		%
NR	108	4%
Strongly Disagree	19	1%
Disagree	6	0%
Neutral	65	3%
Agree	601	25%
Strongly Agree	1638	67%
Total	2437	100%

Relationship with Jesus

Response		%
NR	120	5%
Going Backwards	40	2%
Standing still	165	7%
ok	386	16%
Growing	1135	47%
Growing Strongly	591	24%
Total	2437	100%

Importance of Being a Seventh-day Adventist

Response		%
NR	113	5%
Strongly Disagree	30	1%
Disagree	38	2%
Neutral	179	7%
Agree	670	27%
Strongly Agree	1407	58%
Total	2437	100%

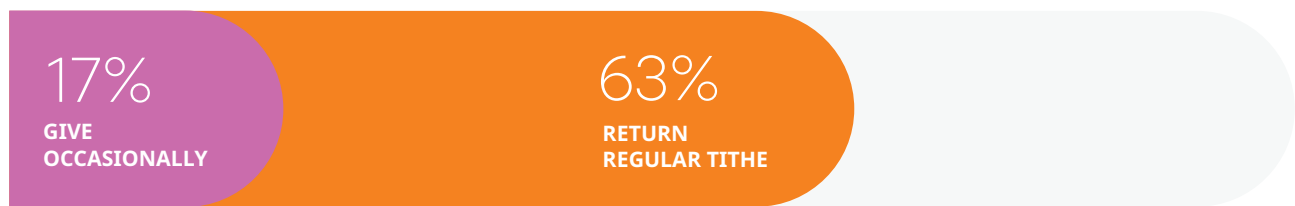


05 Tithe & Stewardship

The Conference continues to be deeply grateful for the faithfulness of our members.

Nearly 63% of respondents regularly return tithe, while another 17% give occasionally. This consistent giving sustains ministry and mission across our region and beyond.

Faithful stewardship is an act of worship and a spiritual expression of trust in God's provision and commitment to His work.



Returning Tithe

Response	2023	%	2025	%
NR	169	8%	195	8%
Don't	210	10%	301	12%
Occasionally	353	16%	417	17%
Regularly	1444	66%	1524	63%
TOTAL	2176	100%	2437	100%



06 Training and Ministry

The survey also highlights steady participation in training and ministry preparation.

Approximately 52% of the survey responders have received a form of ministry training in their local churches.

These numbers inspire us to dream bigger—to equip every believer to confidently share Jesus in their homes, workplaces, and communities. As we invest more intentionally in discipleship and leadership development, we can empower members of all ages to take part in God’s mission with joy and confidence.

52%

HAVE RECEIVED A FORM OF MINISTRY TRAINING

Training

Being Trained In	2023	2025
Sharing my testimony	167	178
Leading bible studies	170	180
Leading small groups	162	162
Local church ministry	241	283
Making disciples	132	152
Club ministries	87	87
Planting a new church	39	26
Other	223	210
Not currently	1077	1252



07

A Church of Many Nations

The North New South Wales Conference continues to reflect the beauty of God's global family.

Over 2,000 members identified with more than 90 nationalities, including Australians, New Zealanders, Samoans, Zimbabweans, Koreans, and many others.

This multicultural diversity is not just a demographic feature—it is a glimpse of the Kingdom of God, where every tribe and tongue joins together in praise and mission. Our diversity is one of our greatest strengths, reflecting the growth and expansion of God's kingdom.



08 Looking Ahead

The 2025 survey reminds us that while trends and numbers help us measure participation, they are really a reflection of something deeper—our spiritual vitality and unity in mission.

As we look ahead, let's keep asking:

- How can we make church a place where young adults feel at home?
- How can we equip every member to serve, share, and disciple others?
- How can we strengthen our connections between generations so that faith is passed on with joy and conviction?

Let's move forward together with gratitude, courage, and faith—knowing that He who began a good work in us will carry it on to completion (Philippians 1:6).

Thank you for being part of the North NSW Conference. May we continue to grow in love, mission, and grace—until Jesus comes.



Abel Iorgulescu
NNSW GENERAL SECRETARY

